

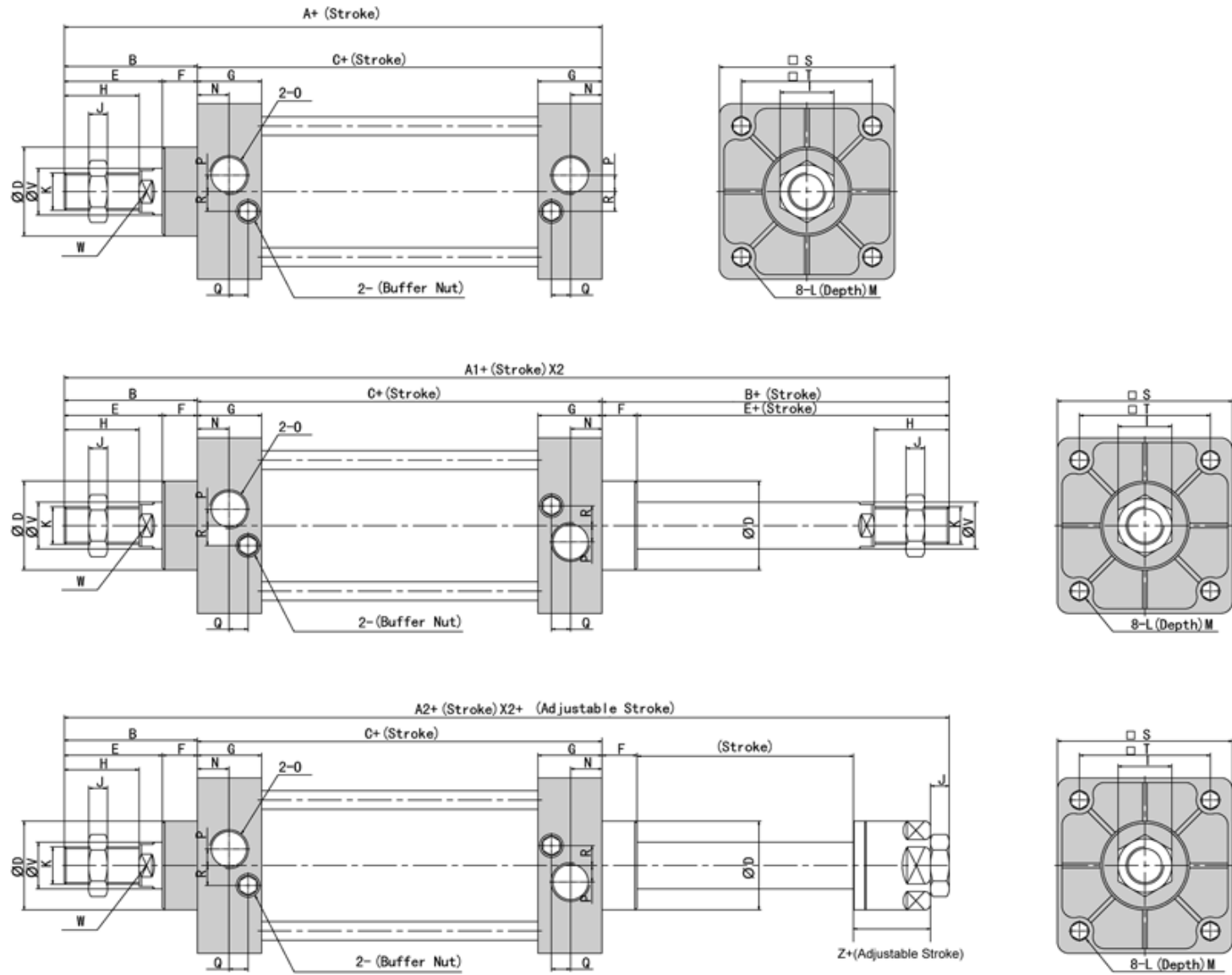


Tie-Rod Air Cylinders
Click Picture to get dimensions & specifications

Part No.		Cylinder Picture	Bore Size (mm)	Stroke Length (mm)	Mounting Options	Features	Standard	Options
SC	Tie-Rod Cylinder		32 40 50 63 80 100 125 160 200	Max. 2000mm	Bottom Mount, Front Mount, Rear Mount, Universal	Double Acting, Single Acting, Reverse Acting, Double Shaft	Buna-N Seal, Cushions	Magnetic Piston, EPDM, Viton Seals
SU	Enclosed Tie-Rod Cylinder		32 40 50 63 80 100	Max. 2000mm	Bottom Mount, Front Mount, Rear Mount, Universal	Double Acting, Single Acting, Reverse Acting, Double Shaft	Buna-N Seal, Cushions	Magnetic Piston, EPDM, Viton Seals

BORE	A	A1	A2	B	C	D	E	F	G	H	I	J	K	L	M	N	O	P	Q	R	S	T	V	W	Z
32	140	187	182	47	93	28	32	15	27.5	22	17	6	M10X1.25	M6X1	9.5	13.5	1/8	3.5	7.5	7	45	33	12	12	21
40	142	191	185	48	93	32	34	15	27.5	24	17	7	M12X1.25	M6X1	9.5	13.5	1/4	6	8.2	9	50	37	16	14	21
50	150	207	196	57	93	38	42	15	27.5	32	23	8	M16X1.25	M6X1	9.5	13.5	1/4	8.5	8.2	9	62	47	20	17	23
63	153	210	199	57	96	38	42	15	27.5	32	23	8	M16X1.25	M8X1.25	9.5	13.5	3/8	7	8.2	8.5	75	56	20	17	23
80	183	258	243	75	108	47	54	21	33	40	26	10	M20X1.25	M10X1.5	11.5	16.5	3/8	10	9.5	14	94	70	25	22	29
100	189	264	249	75	114	47	54	21	33	40	26	10	M20X1.25	M10X1.5	11.5	16.5	1/2	11	9.5	14	112	84	25	22	29
125	226	/	/	104	122	55	70	34	33	54	40	10	M27X1.25	M12X1.75	15.5	16.5	1/2	/	/	/	140	110	32	27	/
160	291	/	/	123	168	62	91	32	50	72	55	18	M36X1.25	M16X2	17.5	25	1/2	/	/	/	180	140	40	36	/
200	347	/	/	167	180	80	112	55	50	72	55	18	M36X1.25	M16X2	17.5	25	3/4	/	/	/	220	175	40	36	/



Mounting Hardware		FRONT/REAR FLANGE	CLEVIS BRACKET with PIN	CLEVIS BRACKET with PIN	SWING BRACKET	ROD CLEVIS with PIN	ROD CLEVIS with PIN
MODEL		FA/FB	CA	CB	TC	IA	Y

